



# ROSY HORIZONTAL



Radiators, convectors and ceiling-mounted radiant panels, hot water heating, fan assisted and mixed



EUROPEAN WARRANTY

## MATERIAL:

- Vertical collectors in painted mild steel  $\varnothing$  38 mm.
- Horizontal heating elements in painted mild steel, 50 x 10 mm.

## FIXING KIT:

Brackets, airvent, hexagonal tool, plugs and screws for mounting suitable for use on compact or hollow brick walls, user notice. The kit is certified from TÜV in compliance with

VDI 6036-class 4. hollow brick walls, user notice.

## PACKAGING:

Carton angular and profiles protected by a recyclable film in polyethylene. User notice included.

## PAINTING PROCESS:

Painted with ecological epoxy powders. (Certificate DIN 55900-1,-2)

## COLOURS:

Radiator and accessories: standard white colour RAL 9010-R01.

For other colours see Colour chart chapter.

## ACCESSORIES

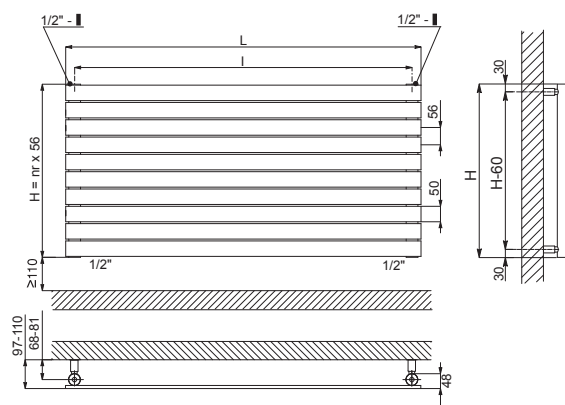
See Accessories chapter

P. Max: 5 bar	Functioning: hot water	T. Max: 110° C	Connections: 2 x 1/2" gas - 1 x 1/2" gas for airvent
---------------	------------------------	----------------	--

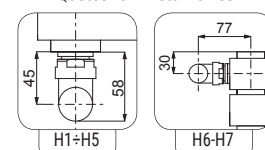
WIDTH L [mm]	400	500	600	700	800	1000	1200	1400	1500
Dry Weight per section [kg]	0,56	0,67	0,77	0,88	0,99	1,21	1,43	1,64	1,75
Element Water content [lt]	0,26	0,29	0,33	0,37	0,40	0,47	0,55	0,62	0,65
Element surface [m2]	0,061	0,073	0,085	0,097	0,109	0,133	0,157	0,181	0,193
Pipe Centres I [mm] (H1 only)	342	442	542	642	742	942	1142	1342	1442

For output at different  $\Delta t$  than 50°C, please refer to the following formula:  
desired output = output at  $\Delta t$  50°C x (desired  $\Delta t$ /50)<sup>n</sup>

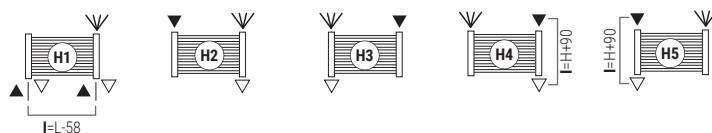
WIDTH L [mm]	1600	1700	1800	1900	2000	2100	2200	2300	2500
Dry Weight per section [kg]	1,86	1,97	2,08	2,19	2,29	2,40	2,51	2,62	2,83
Element Water content [lt]	0,69	0,73	0,76	0,80	0,84	0,87	0,91	0,94	1,02
Element surface [m2]	0,205	0,217	0,229	0,241	0,253	0,265	0,277	0,289	0,313
Pipe Centres I [mm] (H1 only)	1542	1642	1742	1842	1942	2042	2142	2242	2442



Quotes for Kristal valves



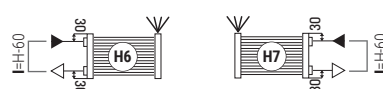
## STANDARD CONNECTIONS WITHOUT SURCHARGE



Legenda=



## SPECIAL CONNECTIONS (WITH SURCHARGE)



Always specify the kind of connection needed when ordering.  
Bidirectional pipe connection not available

## HOW TO ORDER THE RADIATOR ROSY HORIZONTAL

ARTICLE NR. STRUCTURE	Radiator model	Elements nr.	WIDTH in cm	Article code of the connection	Article code of the colour	Constant value
AAAA	BB	CCC	DDD	EEE	A	

EXAMPLE	Radiator model E.g.: Rosy horizontal	Numero elements E.g.: 12 elements	WIDTH in cm Example: 1500 mm	Article code of the connection Example: connection H1	Article code of the colour Example: R01 - White	Constant value
	R050	12	150	H01	R01	A

### EXAMPLE OF ARTICLE CODE CREATION

In the case of a radiator:

**R050** ROSY HORIZONTAL

**12** 12 elements (see the table shown on the side)

**150** WIDTH 1500 mm (see the table shown on the side)

**H01** connection H1

**R01** colour R01-White


**A** (Constant value)

The article code will be:

**R050 12 150 H01 R01 A**


## ACCESSORIES

If ordered separately from the radiator, the accessories are available in standard white only.




**Kristal valve square  
With thermostatic option  
White R01 - ral 9010**

Copper conn.  $\varnothing$  12/14/15  
Art. nr. 5991990311161  
Multilayer conn.  $\varnothing$  16  
Art. nr. 5991990311160



**Kristal valve corner  
With thermostatic option  
White R01 - ral 9010**

Copper conn.  $\varnothing$  12/14/15  
Art. nr. 5991990311176  
Multilayer conn.  $\varnothing$  16  
Art. nr. 5991990311175



**White thermostatic head**

(Kit 2 pieces)  
Art. nr. 5035270710016

# ROSY HORIZONTAL

All intermediate sizes are available for widths from 4 to 32 elements and heights from 400 to 2500 mm

WIDTH L [mm]		400	500	600	700	800	1000	1200	1400	1500	Exp. n
Height H [mm]	N° El.	Watt $\Delta t=50^{\circ}\text{C}$	Watt $\Delta t=50^{\circ}\text{C}$	Watt $\Delta t=50^{\circ}\text{C}$	Watt $\Delta t=50^{\circ}\text{C}$	Watt $\Delta t=50^{\circ}\text{C}$	Watt $\Delta t=50^{\circ}\text{C}$	Watt $\Delta t=50^{\circ}\text{C}$	Watt $\Delta t=50^{\circ}\text{C}$	Watt $\Delta t=50^{\circ}\text{C}$	
224	4	112	140	168	196	224	280	336	392	420	1,2375
280	5	138	172	206	241	275	344	413	482	516	1,2378
336	6	162	203	244	284	325	406	487	568	609	1,2380
392	7	187	234	280	327	374	467	560	654	701	1,2383
448	8	211	264	317	370	422	528	634	739	792	1,2386
504	9	235	294	353	412	470	588	706	823	882	1,2389
560	10	259	324	388	453	518	647	776	906	971	1,2392
616	11	282	353	424	494	565	706	847	988	1059	1,2394
672	12	306	383	459	536	612	765	918	1071	1148	1,2397
728	13	329	412	494	576	658	823	988	1152	1235	1,2400
784	14	352	441	529	617	705	881	1057	1233	1322	1,2403
840	15	376	470	563	657	751	939	1127	1315	1409	1,2405
896	16	399	499	598	698	798	997	1196	1396	1496	1,2408
952	17	422	527	632	738	843	1054	1265	1476	1581	1,2411
1008	18	444	556	667	778	889	1111	1333	1555	1667	1,2414
1064	19	467	584	701	818	934	1168	1402	1635	1752	1,2416
1120	20	490	613	735	858	980	1225	1470	1715	1838	1,2419
1176	21	513	641	769	897	1026	1282	1538	1795	1923	1,2422
1232	22	536	670	803	937	1071	1339	1607	1875	2009	1,2425
1288	23	558	698	837	977	1116	1395	1674	1953	2093	1,2427
1344	24	581	726	871	1016	1162	1452	1742	2033	2178	1,2430
1400	25	603	754	905	1056	1206	1508	1810	2111	2262	1,2433
1456	26	626	782	938	1095	1251	1564	1877	2190	2346	1,2436
1512	27	648	810	972	1134	1296	1620	1944	2268	2430	1,2439
1568	28	670	838	1006	1173	1341	1676	2011	2346	2514	1,2441
1624	29	693	866	1039	1212	1386	1732	2078	2425	2598	1,2444
1680	30	715	894	1073	1252	1430	1788	2146	2503	2682	1,2447
1736	31	738	922	1106	1291	1475	1844	2213	2582	2766	1,2450
1792	32	760	950	1140	1330	1520	1900	2280	2660	2850	1,2452

WIDTH L [mm]		1600	1700	1800	1900	2000	2100	2200	2300	2500	Exp. n
Height H [mm]	N° El.	Watt $\Delta t=50^{\circ}\text{C}$	Watt $\Delta t=50^{\circ}\text{C}$	Watt $\Delta t=50^{\circ}\text{C}$	Watt $\Delta t=50^{\circ}\text{C}$	Watt $\Delta t=50^{\circ}\text{C}$	Watt $\Delta t=50^{\circ}\text{C}$	Watt $\Delta t=50^{\circ}\text{C}$	Watt $\Delta t=50^{\circ}\text{C}$	Watt $\Delta t=50^{\circ}\text{C}$	
224	4	448	476	504	532	560	588	616	644	700	1,2375
280	5	550	585	619	654	688	722	757	791	860	1,2378
336	6	650	690	731	771	812	853	893	934	1015	1,2380
392	7	747	794	841	887	934	981	1027	1074	1168	1,2383
448	8	845	898	950	1003	1056	1109	1162	1214	1320	1,2386
504	9	941	1000	1058	1117	1176	1235	1294	1352	1470	1,2389
560	10	1035	1100	1165	1229	1294	1359	1423	1488	1618	1,2392
616	11	1130	1200	1271	1341	1412	1483	1553	1624	1765	1,2394
672	12	1224	1301	1377	1454	1530	1607	1683	1760	1913	1,2397
728	13	1317	1399	1481	1564	1646	1728	1811	1893	2058	1,2400
784	14	1410	1498	1586	1674	1762	1850	1938	2026	2203	1,2403
840	15	1502	1596	1690	1784	1878	1972	2066	2160	2348	1,2405
896	16	1595	1695	1795	1894	1994	2094	2193	2293	2493	1,2408
952	17	1686	1792	1897	2003	2108	2213	2319	2424	2635	1,2411
1008	18	1778	1889	2000	2111	2222	2333	2444	2555	2778	1,2414
1064	19	1869	1986	2102	2219	2336	2453	2570	2686	2920	1,2416
1120	20	1960	2083	2205	2328	2450	2573	2695	2818	3063	1,2419
1176	21	2051	2179	2308	2436	2564	2692	2820	2949	3205	1,2422
1232	22	2142	2276	2410	2544	2678	2812	2946	3080	3348	1,2425
1288	23	2232	2372	2511	2651	2790	2930	3069	3209	3488	1,2427
1344	24	2323	2468	2614	2759	2904	3049	3194	3340	3630	1,2430
1400	25	2413	2564	2714	2865	3016	3167	3318	3468	3770	1,2433
1456	26	2502	2659	2815	2972	3128	3284	3441	3597	3910	1,2436
1512	27	2592	2754	2916	3078	3240	3402	3564	3726	4050	1,2439
1568	28	2682	2849	3017	3184	3352	3520	3687	3855	4190	1,2441
1624	29	2771	2944	3118	3291	3464	3637	3810	3984	4330	1,2444
1680	30	2861	3040	3218	3397	3576	3755	3934	4112	4470	1,2447
1736	31	2950	3135	3319	3504	3688	3872	4057	4241	4610	1,2450
1792	32	3040	3230	3420	3610	3800	3990	4180	4370	4750	1,2452