



ARDESIA®

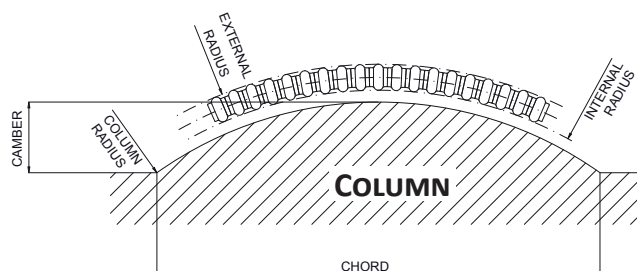
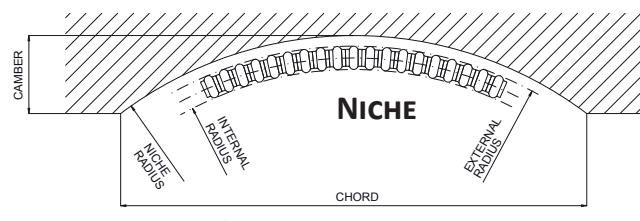
SPECIAL EXECUTIONS



WARRANTY
5 YEARS

ARDESIA® CURVED

Among all special executions, the ardesia Curved model is the ideal solution for the installation around a column or within a wall niche.
Curved batteries are realizable on demand with the following minimum internal bending: Minimum internal bending: 1000 mm for 2 and 3 columns - 1300 mm for 4, 5 and 6 columns..
The development of the battery can not exceed the semi-circumference, that is the angle covered by the curve needs to be less than 180°



HOW TO ORDER

When sending the order please specify:
• N. of columns • N. of sections • Height.
• Radius and Chord as indicated in below technical drawing.
• Type of connections.
With surcharge

ARDESIA® ANGLED

On demand it is possible to realize customised batteries of Ardesia® Angled.



HOW TO ORDER

When ordering please specify:
• n° of columns,
• n° of sections side 1 and side 2
• Height
• Connections and colour
• Angle type and measure

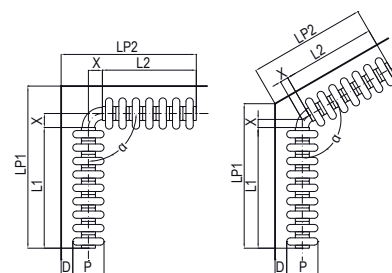
Surcharge:
for 90° angle - With surcharge
for angle > di 90° - With surcharge
End cap, reducing bushes and nipples included but not mounted.
Diverter : With surcharge



WARRANTY
5 YEARS

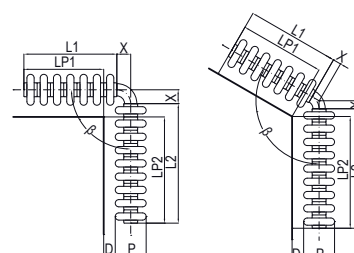
CLOSING WALL - ANGLE

N° di COLU- MNS	P [mm]	Distance X [mm] depending on angle α						Value to add or subtract to (number of sections x 46) so to obtain the wall encumbrance LP with D= 20 depending on angle α					
		$\alpha = 90^\circ$	$\alpha = 105^\circ$	$\alpha = 120^\circ$	$\alpha = 135^\circ$	$\alpha = 150^\circ$	$\alpha = 165^\circ$	$\alpha = 90^\circ$	$\alpha = 105^\circ$	$\alpha = 120^\circ$	$\alpha = 135^\circ$	$\alpha = 150^\circ$	$\alpha = 165^\circ$
2	66	48	37	28	20	13	6	48	51	58	73	105	204
3	107	48	37	28	20	13	6	48	57	70	93	140	281
4	148	93	71	54	39	25	12	93	97	108	133	188	363
5	189	93	71	54	39	25	12	93	102	120	153	223	440
6	230	118	96	79	64	50	37	93	102	120	153	223	440



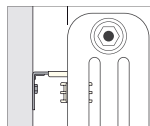
OPENING WALL - ANGLE

N° di COLU- MNS	P [mm]	Distance X [mm] depending on angle β						Value to add or subtract to (number of sections x 46) so to obtain the wall encumbrance LP with D= 20 depending on angle β					
		$\beta = 90^\circ$	$\beta = 105^\circ$	$\beta = 120^\circ$	$\beta = 135^\circ$	$\beta = 150^\circ$	$\beta = 165^\circ$	$\beta = 90^\circ$	$\beta = 105^\circ$	$\beta = 120^\circ$	$\beta = 135^\circ$	$\beta = 150^\circ$	$\beta = 165^\circ$
2	66	48	37	28	20	13	6	5	4	3	2	1	1
3	107	48	37	28	20	13	6	26	20	15	11	7	3
4	148	93	71	54	39	25	12	1	1	1	0	0	0
5	189	93	71	54	39	25	12	22	16	12	9	6	3
6	230	118	96	79	64	50	37	17	7	-1	-8	-14	-19

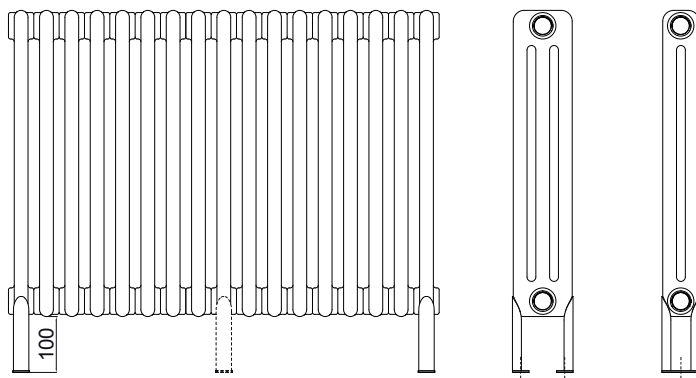


ARDESIA® WITH WELDED FEET

Ardesia® with welded feet support is available on demand. The floor feet support is welded to the battery and in matching colour. Standard height for The feet is 100mm. On demand, it is possible to realize feet up to 150mm of height.

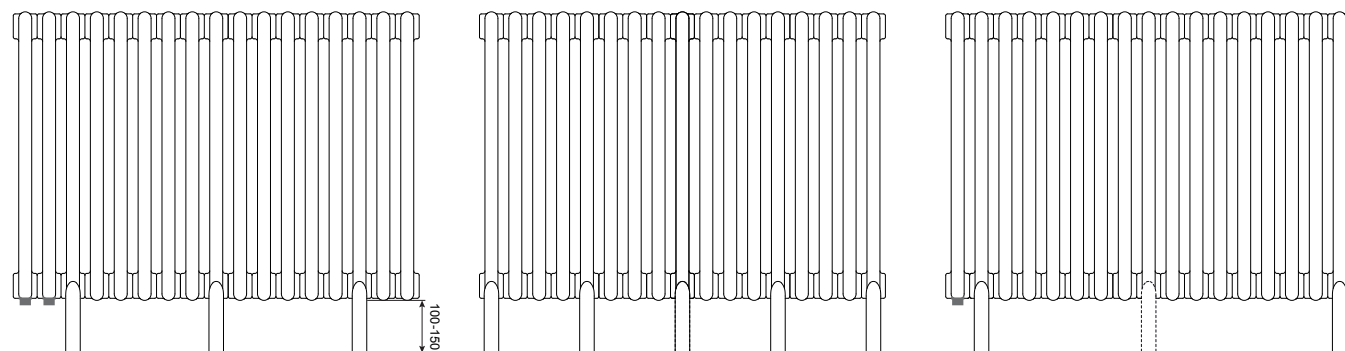


On ARDESIA® with welded feet it is necessary to always install the wall stabiliser kit.
(not included in price - see page 517)
Art. nr. 5991990310307



	2 COLUMNS	3 COLUMNS	4 COLUMNS	5 COLUMNS	6 COLUMNS	FEET STANDARD HEIGHT
MOUNTING OPTIONS	connected at the base	free				[mm]
from 3 to 23 SECTIONS	2 pairs	2 pairs	2 pairs	2 pairs	2 pairs	100
from 24 to 40 SECTIONS	3 pairs	3 pairs	3 pairs	pairs	4 pairs	100
from 40 to 63 SECTIONS	4 pairs	4 pairs	4 pairs	4 pairs	4 pairs	100

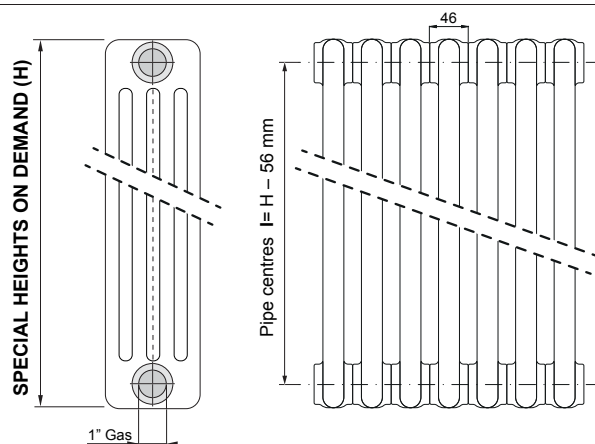
For special executions or for welded bottom sleeves connections, it is possible to customise batteries with a major or odd number of welded feet to facilitate installation.



SPECIAL HEIGHTS (NON STANDARD)

For replacing old radiators or for specific installation needs, it is possible to realize Special Heights, not indicated in pricelist, from 207 mm up to 2500 mm.

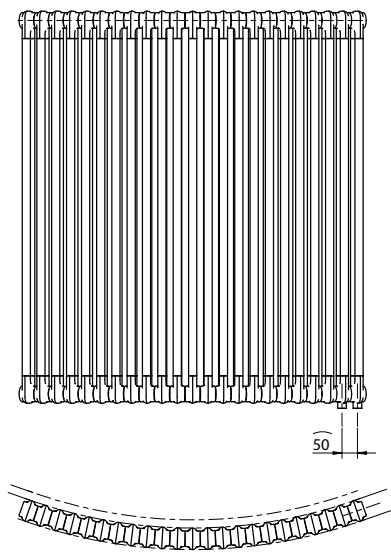
SURCHARGE FOR SPECIAL HEIGHTS ON DEMAND



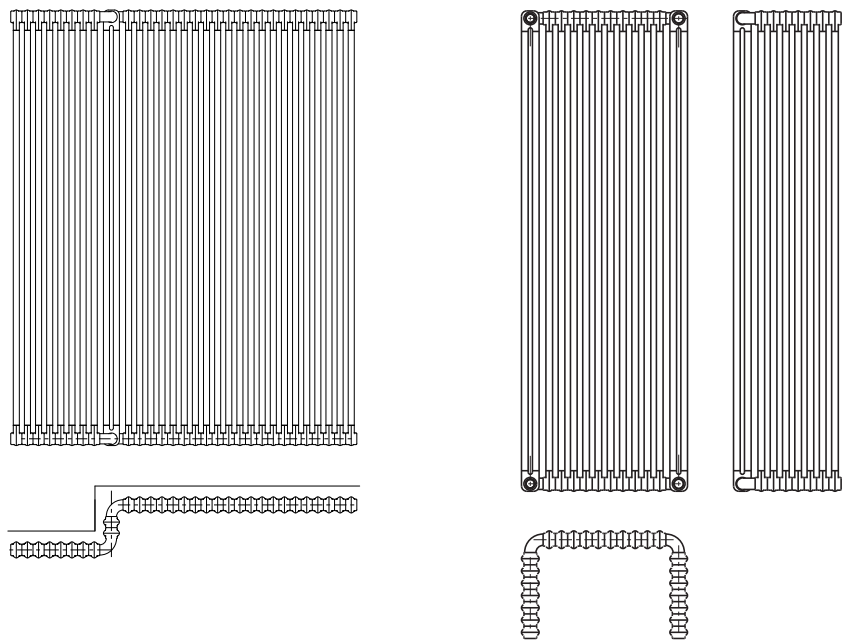
SPECIAL HEIGHTS ON DEMAND (H)

EXAMPLES OF CUSTOMISED EXECUTIONS

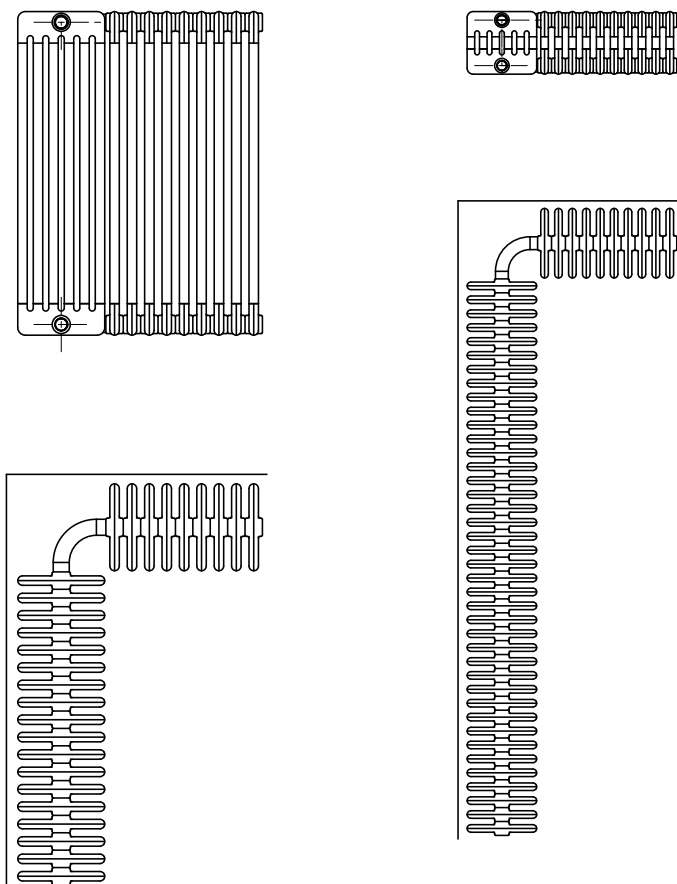
CURVED



DOUBLE ANGLES



SINGLE ANGLE



CUSTOMISED WELDED SLEEVES

