

# EXTRA 1 INOX COMPACT

316 L STAINLESS STEEL CALORIFIERS WITH 1 EXTRACTABLE HEAT EXCHANGER



## APPLICATION

Production and storage of domestic hot water. Suitable for low-ceilinged rooms.

## MATERIAL

Stainless Steel 316 L suitable for domestic hot water according to D. M. n. 174 dated 06.04.04.

## HEAT EXCHANGER

316L Stainless Steel Antilegionella® heat exchanger, with tubes bent to the bottom

## INSULATION (DISMOUNTABLE)

NOFIRE® polyester fleece 100% made of recyclable material, with high thermal insulation. Fire resistance class B-s2d0 according to EN 13501. Grey PVC external lining.

## CATHODE PROTECTION

2 magnesium anodes.

## DRAIN

External confluence through drain connection.

## GASKET- FLANGE PLATE

Silicone gaskets suitable for alimentary use; Mild steel exchanger head with anticorrosion treatment.

## WARRANTY

5 years - See general sales conditions and warranty

## ACCESSORIES AND SPARE PARTS

See Accessories section for the entire list.

SOFT FLEECE INSULATION

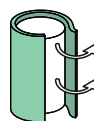


## EXTRA 1 COMPACT XXC

HEAT EXCHANGER

### DISMOUNTABLE SOFT FLEECE insulation

SURFACE INOX 316L



| Model       | Art. Nr.      | [m²] |
|-------------|---------------|------|
| <b>2500</b> | 3072052300411 | 5    |
| <b>3000</b> | 3072052300413 | 6    |
| <b>4000</b> | 3072052300415 | 8    |

## ELECTRICAL IMMERSION HEATERS

| Mod.        | Volume of water heated by the electrical immersion [lt] | MONOPHASE  |               |               | THREEPHASE    |               |               |               |               |
|-------------|---|--|---------------|---------------|---------------|---------------|---------------|---------------|---------------|
|             |   | 1,5 kW   | 2 kW          | 3 kW          | 4 kW          | 5 kW          | 6 kW          | 9 kW          | 12 kW         |
|             |   | 5240000000051  | 5240000000052 | 5240000000053 | 5240000000047 | 5240000000048 | 5240000000049 | 5240000000050 | 5240000000031 |
|             |   | Ignition time from 10 °C to 45 °C with immersion heaters [min] |               |               |               |               |               |               |               |
| <b>2500</b> | 797   | 1428   | 1071          | 714           | 535           | 428           | 357           | 238           | 178           |
| <b>3000</b> | 874   | 1565   | 1173          | 782           | 587           | 469           | 391           | 261           | 196           |
| <b>4000</b> | 924   | 1655   | 1241          | 828           | 621           | 497           | 414           | 276           | 207           |

## Accessories on request

### "Easy Control" Electronic Display

| ART. NR.      |
|---------------|
| 5005000310002 |



### Thermometer

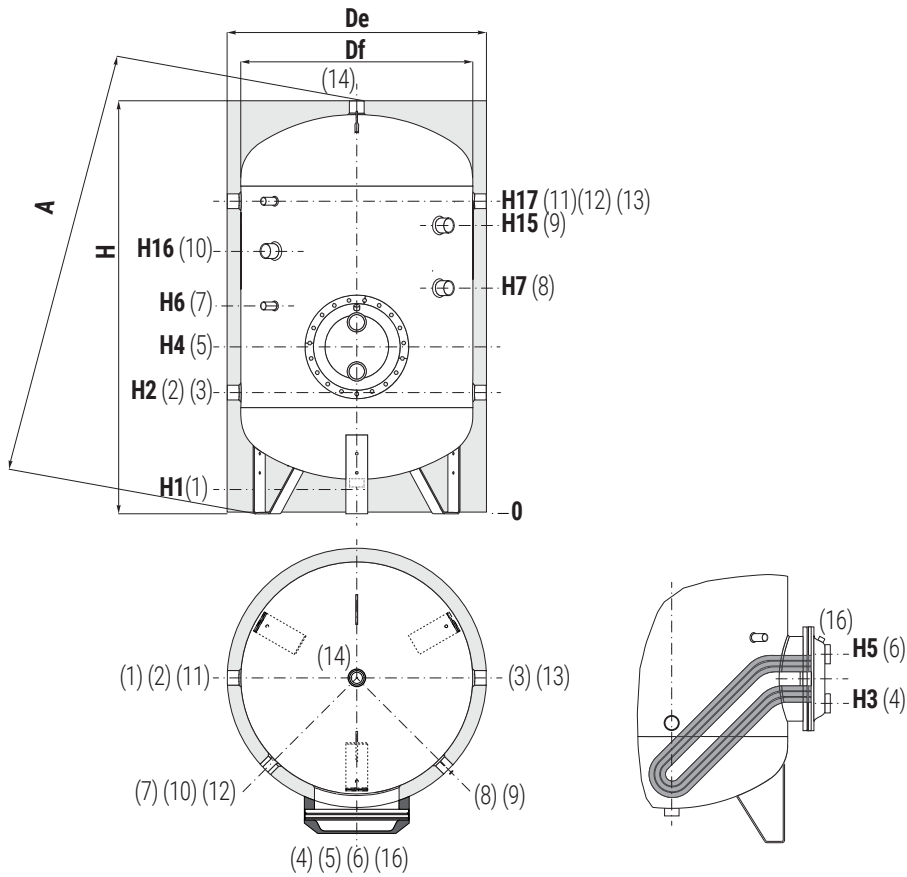
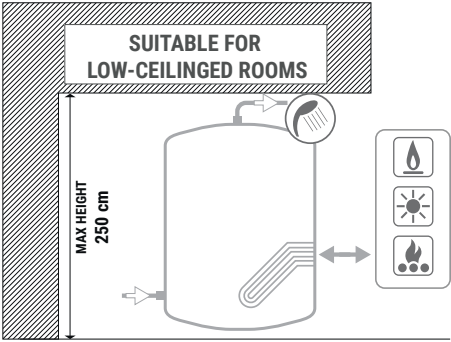
| Art. Nr.      |
|---------------|
| 5032240000107 |
| 5 units box   |



# EXTRA 1 INOX COMPACT

316 L STAINLESS STEEL CALORIFIERS WITH 1 EXTRACTABLE HEAT EXCHANGER

| STORAGE |       | HEAT EXCHANGER |        |
|---------|-------|----------------|--------|
| Pmax    | Tmax  | Pmax           | Tmax   |
| 6 bar   | 95 °C | 12 bar         | 110 °C |



- 1 Drain 1" Gas F
- 2 Domestic cold water circuit inlet
- 3 Alternative domestic cold water circuit inlet or connection for more boilers
- 4 Primary circuit outlet
- 5 Heat exchanger flange
- 6 Primary circuit inlet
- 7 Connection for instrumentation 1/2" Gas F
- 8 Connection for magnesium anode 1 1/4" Gas F
- 9 Connection for 2<sup>nd</sup> anode 1 1/4" Gas F
- 10 Connection for electrical immersion 2" Gas F
- 11-13 Connection for recirculation or for domestic hot water
- 12 Connection for instrumentation 1/2" Gas F
- 14 Domestic hot water outlet
- 15 Drain 1" Gas F
- 16 Heat exchanger air purge 3/8" Gas F

| Model | Volume<br>[litres] | Df De H A H1 H2 H3 H4 H5 H6 H7 |      |      |      |     |     |     |     |     |      |      |
|-------|--------------------|--------------------------------|------|------|------|-----|-----|-----|-----|-----|------|------|
|       |                    | [mm]                           |      |      |      |     |     |     |     |     |      |      |
| 2500  | 2635               | 1400                           | 1500 | 2122 | 2251 | 117 | 557 | 677 | 782 | 887 | 957  | 982  |
| 3000  | 3038               | 1500                           | 1600 | 2131 | 2276 | 106 | 556 | 736 | 841 | 946 | 1016 | 981  |
| 4000  | 4002               | 1600                           | 1700 | 2409 | 2555 | 94  | 564 | 744 | 849 | 954 | 1024 | 1029 |

| Model | H15  | H16  | H17  | 5      | 1                 | 2  | 3  | 11   | 13     | 4      | 6  | 7    | 12 | 8 | 9 | 10 | 16 | 14 |
|-------|------|------|------|--------|-------------------|----|----|------|--------|--------|----|------|----|---|---|----|----|----|
|       | [mm] |      |      |        | Connections Gas F |    |    |      |        |        |    |      |    |   |   |    |    |    |
| 2500  | 1552 | 1501 | 1657 | Øe 430 | 1"                | 2" | 2" | 1/2" | 1 1/4" | 1 1/4" | 2" | 3/8" | 2" |   |   |    |    |    |
| 3000  | 1551 | 1500 | 1656 | Øe 430 | 1"                | 2" | 2" | 1/2" | 1 1/4" | 1 1/4" | 2" | 3/8" | 2" |   |   |    |    |    |
| 4000  | 1809 | 1732 | 1904 | Øe 430 | 1"                | 2" | 2" | 1/2" | 1 1/4" | 1 1/4" | 2" | 3/8" | 2" |   |   |    |    |    |

P.E.D. product designed and produced in conformity to the article 4.3 of directive 2014/68/UE - ErP Ecodesign directive 2009/125/CE

EXTRA-BOLLY® CALORIFIERS  
BOLLYTERM® CALORIFIERS  
STAINLESS STEEL CALORIFIERS  
CALORIFIERS FOR HEAT PUMP  
MULTIFUEL ENERGY CYLINDERS - PUFFER  
HYDRONIC  
INERTIAL TANKS  
WATER PRESSURE TANKS  
COMPRESSED AIR RECEIVERS  
ACCESSORIES AND SPARE PARTS  
TECHNICAL SUPPORT