



KELLY FLAT

MATERIAL:

- Vertical collectors in painted mild steel \varnothing 38 mm.
- Horizontal heating elements in painted mild steel 50 x 10 mm.

FIXING KIT:

Brackets, airvent, hexagonal tool, plugs and screws for mounting suitable for use on compact or hollow brick, user notice.
The kit is certified from TÜV in compliance with VDI 6036-class 4.

PACKAGING:

The radiator is protected by recyclable carton box. User notice included.

PAINTING PROCESS:

Painted with ecological epoxy powders. (Certificate DIN 55900-1,-2)

COLOURS:

Radiator and accessories: standard white colour RAL 9010-R01.
For other colours see Colour chart chapter.

ACCESSORIES:

See Accessories chapter

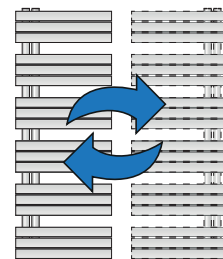
Functioning:	<input checked="" type="checkbox"/> Hot water	<input checked="" type="checkbox"/> Electric (see page 344-372-375)	<input checked="" type="checkbox"/> Dual energy (see page 376-524)
--------------	---	---	--

P. Max: 5 bar	Functioning: hot water	T. Max: 110° C	Connections: 2 x 1/2" gas - 2 da 1/2" gas for airvent
---------------	------------------------	----------------	---

CERTIFICATIONS



UPSIDE DOWN



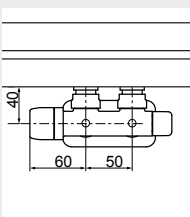
ACCESSORIES

Kristal valve square Pipe centres 50 mm left white R01 - ral 9010



Copper conn. \varnothing 12/14/15
Art. nr. 5991990311186

Multilayer conn. \varnothing 16
Art. nr. 5991990311185

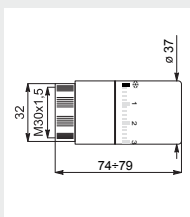


Quotes for square Kristal valves
with thermostatic option

White thermostatic head



(Kit 2 pieces)
Art. nr. 5035270710016

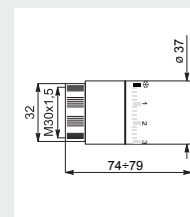


Thermostatic head quotes

Chromed thermostatic head



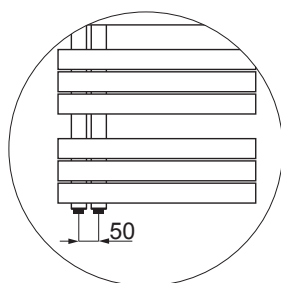
(Kit 2 pieces)
Art. nr. 5035270710015



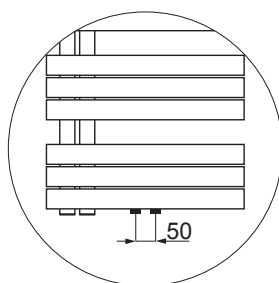
Thermostatic head quotes

If ordered separately from the radiator, the accessories are available in standard white only.

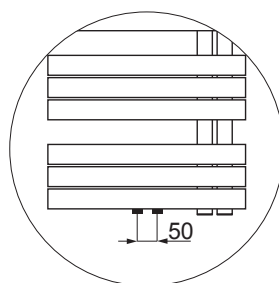
Accessories and spare parts - see Accessories chapter



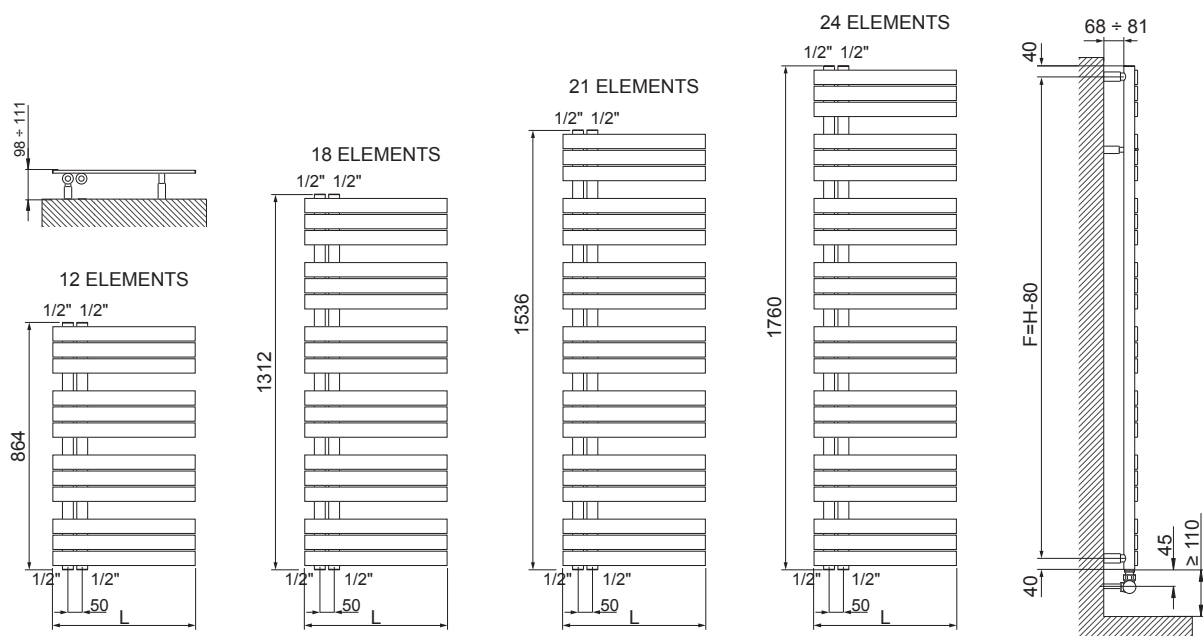
Detail of the pipe centres
50 mm version



Detail of central connection
(collectors on the left)



Detail of central connection
(collectors on the right)



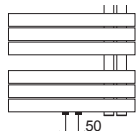
Quotes for Kristal valves

KELLY FLAT

Height [mm]	WIDTH L [mm]	Art. nr.	Dry Weight [Kg]	Surface [m²]	Water con- tent [lt]	Thermal output [Watt]			Dual energy kit [Watt]	
						Δt=50°C	Δt=30°C	Exp. n		
864	500	3551726100001	8,5	0,87	3,9	381	204	1,2243	400	
	600	3551726100005	9,8	1,01	4,3	443	234	1,2536	500	
1312	500	3551726100002	12,7	1,31	5,8	563	300	1,2351	600	
	600	3551726100006	14,6	1,51	6,5	637	336	1,2533	600	
1536	500	3551726100003	14,9	1,53	6,8	652	341	1,2695	600	
	600	3551726100007	17,1	1,77	7,6	742	388	1,2696	700	
1760	500	3551726100004	17,0	1,75	7,8	728	378	1,2837	700	
	600	3551726100008	19,5	2,02	8,7	875	455	1,2781	900	

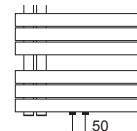
KELLY FLAT CENTRAL CONNECTION (COLLECTORS ON THE RIGHT)

Height [mm]	WIDTH L [mm]	Art. nr.
864	500	3551726100017
	600	3551726100021
1312	500	3551726100018
	600	3551726100022
1536	500	3551726100019
	600	3551726100023
1760	500	3551726100020
	600	3551726100024



KELLY FLAT CENTRAL CONNECTION (COLLECTORS ON THE LEFT)

Height [mm]	WIDTH L [mm]	Art. nr.
864	500	3551726100009
	600	3551726100013
1312	500	3551726100010
	600	3551726100014
1536	500	3551726100011
	600	3551726100015
1760	500	3551726100012
	600	3551726100016



Art. nr. are referred to colour WHITE R01 - RAL 9010 version.

For output at different Δt than 50°C, please refer to the following formula: desired output = output at Δt 50°C x (desired Δt/50)ⁿ