

LINEA PELLET

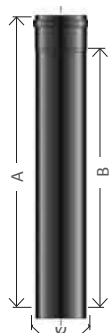
PELLET LINE

Tubi per fumisteria in acciaio verniciato di colore nero, progettati per l'uso in abbinamento a stufe a pellet.

Black painted steel pipes, designed for pellet stoves.



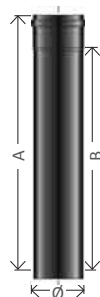
Fig. 1 Elemento dritto L = 2000 mm
Straight length L = 2000 mm



Ø	A	B	Codice Code Nr.
[mm]			
80	2000	1940	3305155204040
100	2000	1940	3305155204060

Comprensivo di guarnizione siliconica.
The silicon seal is included.

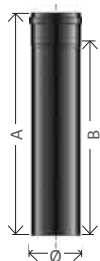
Fig. 2 Elemento dritto L = 1500 mm
Straight length L = 1500 mm



Ø	A	B	Codice Code Nr.
[mm]			
80	1500	1440	3305155203040
100	1500	1440	3305155203060

Comprensivo di guarnizione siliconica.
The silicon seal is included.


Fig. 3 Elemento dritto L = 1000 mm
Straight length L = 1000 mm



Ø	A	B	Codice Code Nr.
[mm]			
80	1000	940	3305155202040
100	1000	940	3305155202060

Comprensivo di guarnizione siliconica.
The silicon seal is included.


Fig. 4 Elemento dritto L = 500 mm
Straight length L = 500 mm



Ø	A	B	Codice Code Nr.
[mm]			
80	500	440	3305155201040
100	500	440	3305155201060

Comprensivo di guarnizione siliconica.
The silicon seal is included.

Fig. 5 Elemento dritto L = 250 mm
Straight length L = 250 mm



Ø	A	B	Codice Code Nr.
[mm]			
80	250	190	3305155200040
100	250	190	3305155200060

Comprensivo di guarnizione siliconica.
The silicon seal is included.

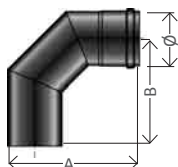
Fig. 6 Curva a 45°
45° Elbow



Ø	A	B	Codice Code Nr.
[mm]			
80	65	162	3305155210040
100	68	169	3305155210060

Comprensivo di guarnizione siliconica.
The silicon seal is included.

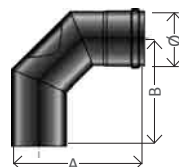
Fig. 7 Curva a 90°
90° Elbow



Ø	A	B	Codice Code Nr.
[mm]			
80	154	159	3305155211040
100	163	168	3305155211060

Comprensivo di guarnizione siliconica.
The silicon seal is included.

Fig. 8 Curva a 90° con ispezione
90° inspection elbow



Ø	A	B	Codice Code Nr.
[mm]			
80	154	159	3305155212040
100	163	168	3305155212060

Comprensivo di guarnizione siliconica.
The silicon seal is included.

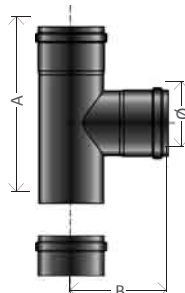
Fig. 10 Tappo raccogli condensa
Condensate collector



Ø	Codice Code Nr.
[mm]	
80	3305155250020
100	3305155250040

Comprensivo di guarnizione siliconica.
The silicon seal is included.

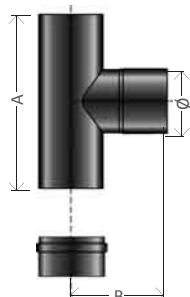
Fig. 11 Raccordo a T 90° FEMMINA-FEMMINA-MASCHIO con tappo cieco
Female-female-male end 90° tee with the cap



Ø	A	B	Codice Code Nr.
[mm]			
80	220	115	3305155221020
100	225	125	3305155221040

Comprensivo di guarnizione siliconica.
The silicon seal is included.

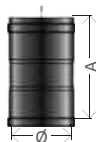
Fig. 12 Raccordo a T 90° MASCHIO-MASCHIO-MASCHIO con tappo cieco
Male-male-male end 90° tee with tee cap



Ø	A	B	Codice Code Nr.
[mm]			
80	220	115	3305155221520
100	225	125	3305155221540

Comprensivo di guarnizione siliconica.
The silicon seal is included.


Fig. 13 Manicotto FEMMINA-FEMMINA
Female-female end connection



Ø	A	Codice Code Nr.
[mm]		
80	150	3305155220020
100	150	3305155220040

Comprensivo di guarnizione siliconica.
The silicon seal is included.

Fig. 14 Manicotto MASCHIO-MASCHIO
Male-male end connection



Ø	A	Codice Code Nr.
[mm]		
80	150	3305155220520
100	150	3305155220540


Fig. 15 Tappo cieco / Tee cap



Ø	A	Codice Code Nr.
[mm]		
80	51	3305155251020
100	53	3305155251040

Comprensivo di guarnizione siliconica.
The silicon seal is included.

Fig. 16 Rosone coprimuro / Wall covering boot



Ø	Ø1	Codice Code Nr.
[mm]		
80	152	3305155290020
100	176	3305155290040

Fig. 17 Collare con tassello / *Locking band*

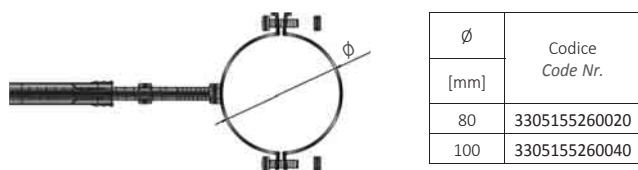


Fig. 18 Rosone ϕ 180 con elemento
 ϕ 180 wall covering assembly

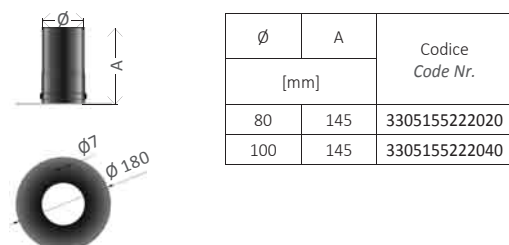


Fig. 19 Rosone ϕ 250 con elemento
 ϕ 250 wall covering assembly

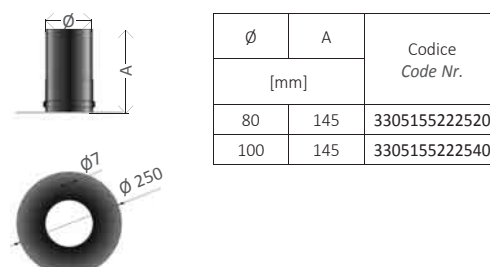


Fig. 20 Guarnizione siliconica / *Silicon seal*

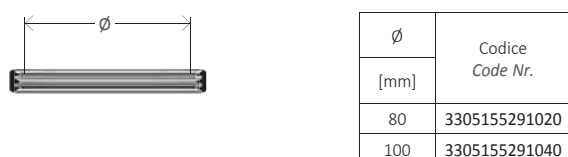


Fig. 21 Griglia di protezione
Protection grid



Fig. 22 Bomboletta Spray colore nero per ritocchi
Black touch up spray



LISTINO TABELLARE - LINEA PELLET

















TABLE - PELLET LINE



NEW

DIAMETRO - DIAMETER [mm]

ELEMENTI
COMPONENTS

		Ø 80	Ø 100
		Codice Code Nr.	Codice Code Nr.
	ELEMENTO DRITTO STRAIGHT LENGTH L = 250	3305155200040	3305155200060
	ELEMENTO DRITTO STRAIGHT LENGTH L = 500	3305155201040	3305155201060
	ELEMENTO DRITTO STRAIGHT LENGTH L = 1000	3305155202040	3305155202060
	ELEMENTO DRITTO STRAIGHT LENGTH L = 1500	3305155203040	3305155203060
	ELEMENTO DRITTO STRAIGHT LENGTH L = 2000	3305155204040	3305155204060
	CURVA A 45° 45° ELBOW	3305155210040	3305155210060
	CURVA A 90° 90° ELBOW	3305155211040	3305155211060
	CURVA A 90° CON ISPEZIONE 90° INSPECTION ELBOW	3305155212040	3305155212060
	TAPPO RACCOGLI CONDENZA CONDENSATE COLLECTOR	3305155250020	3305155250040
	RACCORDO A T 90° FEMMINA-FEMMINA- MASCHIO CON TAPPO CIECO FEMALE-FEMALE-MALE END 90° TEE WITH TEE CAP	3305155221020	3305155221040
	RACCORDO A T 90° MASCHIO-MASCHIO- MASCHIO CON TAPPO CIECO MALE-MALE-MALE END 90° TEE WITH TEE CAP	3305155221520	3305155221540
	MANICOTTO FEMMINA-FEMMINA FEMALE-FEMALE END CONNECTION	3305155220020	3305155220040
	MANICOTTO MASCHIO-MASCHIO MALE-MALE END CONNECTION	3305155220520	3305155220540
	TAPPO CIECO TEE CAP	3305155251020	3305155251040
	ROSONE COPRIMURO WALL COVERING BOOT	3305155290020	3305155290040
	COLLARE CON TASSELLO LOCKING BAND	3305155260020	3305155260040
	ROSONE Ø 180 CON ELEMENTO Ø 180 WALL COVERING ASSEMBLY	3305155222020	3305155222040
	ROSONE Ø 250 CON ELEMENTO Ø 250 WALL COVERING ASSEMBLY	3305155222520	3305155222540
	GUARNIZIONE SILICONICA SILICON SEAL	3305155291020	3305155291040
	GRIGLIA DI PROTEZIONE PROTECTION GRID	3305155269001	-
	BOMBOLETTA SPRAY COLORE NERO PER RITOCCHI BLACK TOUCH UP SPRAY	5301396570108	-

LINEA PELLET
PELLET LINE