



APPLICATION

Production and storage of sanitary hot water.

MATERIAL

Material and finishings, suitable for drinkable water according to D. M. n. 174 dated 06.04.04,:

- Mild steel Polywarm® coated (certification ACS - SSICA - DVGW - W270 - UBA - WRAS)

HEAT EXCHANGER:

1 Polywarm® coated fixed heat exchanger.

INSULATION

High thermal insulation with ecological hard polyurethane foam.

PVC external lining with top and flange cover.

CATHODE PROTECTION

Magnesium anode.

WARRANTY

5 years (Polywarm®) - See general sales conditions and warranty.

ACCESSORIES AND SPARE PARTS

See Accessories section for the entire list.

POLYWARM®



BOLLY® MURALE

Model	D.H.W. Storage: POLYWARM® coated Heat exchanger POLYWARM® coated	ENERGY EFFICIENCY CLASS	HEAT EXCHANGER SURFACE
	Art. Nr.		[m²]
100	3104160900002	C	0,68
150	3104160900003	C	0,95
200	3104160900004	C	1,14
300	3104160900005	D	1,65

Model	Output	Ignition time	D.H.W. production	
	[KW]	[min]	[lt/h]	[lt/10']
100	23	20	571	320
150	32	22	811	473
200	39	24	963	511
300	54	26	1355	901



TECHNICAL DATA AND
ECODESIGN ERP LABELS
AVAILABLE ONLINE AT
WWW.CORDIVARI.COM



Designed according to 2009/125/CE Directive (ErP – Eco-friendly Plan Specification), HE series are already compliant with Regulation n. 814/2013, that demands C-energy efficiency class from September, 26th 2017.

Accessories on request

"Easy Control" Electronic Display

ART. NR.	FOR MODELS
5005000310003	100÷300



Thermometer

Art. Nr.
5032240000107
5 units box



Magnesium anode

Model	Art. Nr.
100,150	5200000041015
200,300	5200000041010
2 units box	



Electrical immersion

Art. Nr.	[Kw]
5240000000042	1,5



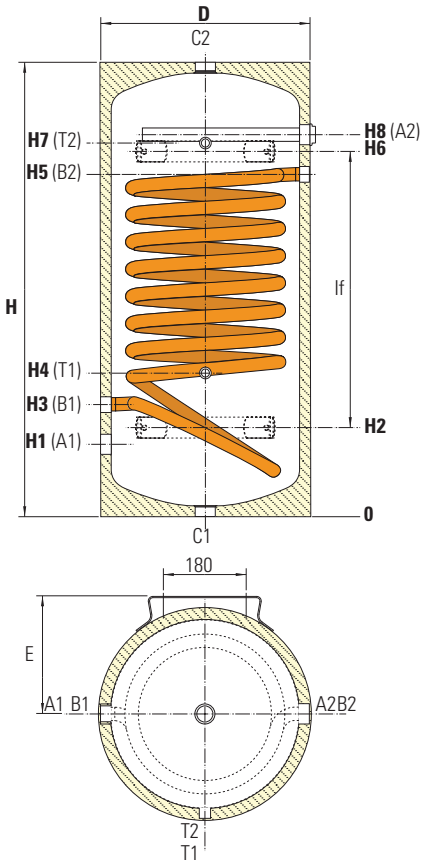
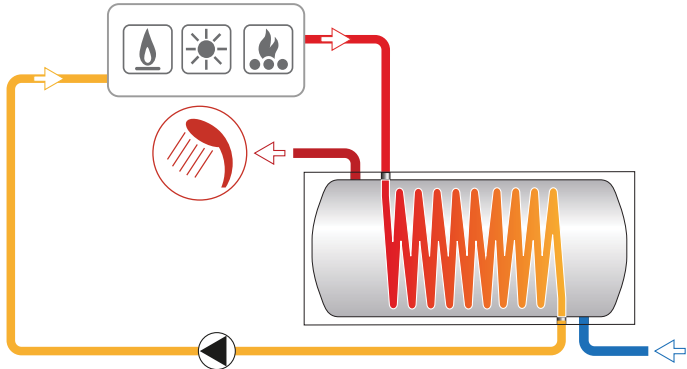
BOLLY® MURALE

POLYWARM® COATED CALORIFIER WITH 1 FIXED HIGH EFFICIENCY HEAT EXCHANGER

STORAGE		HEAT EXCHANGERS	
Pmax	Tmax	Pmax	Tmax
6 bar	90 °C	12 bar	110 °C

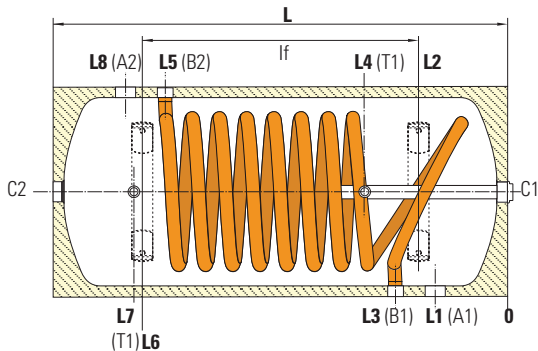
CORDIVARI®Lab
TÜV Rheinland
Energie und Umwelt
GmbH states that test
procedures and Cordivari LAB are
certified conforming to European
standard EN 15332, as indicated
by Ecodesign ErP Directive.

BOLLY® - INTERKA
CALORIFIERS



HORIZONTAL version	
A1	Secondary circuit inlet 1"1/4 Gas F
A2	Secondary circuit outlet 1"1/4 Gas F
B1	Heating water back to the buffer 1"Gas F
B2	Entry heating water from the buffer 1"Gas F
C1	Anode 1"1/4 Gas F
C2	Connection 1"1/4 Gas F
T1	Instrumentation 1/2" Gas F
T2	Instrumentation 1/2" Gas F

VERTICAL version	
A1	Secondary circuit inlet 1"1/4 Gas F
A2	Anode 1"1/4 Gas F
B1	Heating water back to the buffer 1"Gas F
B2	Entry heating water from the buffer 1"Gas F
C1	Connection 1"1/4 Gas F
C2	Secondary circuit outlet 1"1/4 Gas F
T1	Instrumentation 1/2" Gas F
T2	Instrumentation 1/2" Gas F



IN CASE OF VERTICAL POSITION THE PARTICULAR SHAPE OF THE EXCHANGER
ENSURES OPTIMIZED HEATING OF THE D.H.W.

Model	Weight	D	H/L	H1/L1	H2/L2	H3/L3	H4/L4	H5/L5	H6/L6	H7/L7	H8/L8	lf	E
	[Kg]	[mm]											
100	33	460	920	165	205	260	285	660	715	755	755	510	250
150	44	510	1086	173	213	268	293	818	873	913	913	660	275
200	52	560	1170	190	230	285	310	885	940	980	980	710	300
300	73	610	1590	200	240	295	320	1295	1350	1390	1390	1110	325

P.E.D. product planned and produced in conformity to the article 3.3 of directive 92/23/CE