

# BOLLY® 1 ST INOX

316 L STAINLESS STEEL DOMESTIC HOT WATER CALORIFIER WITH 1 FIXED HEAT EXCHANGER



## APPLICATION

Production and storage of domestic hot water.

## MATERIAL

Stainless Steel 316 L suitable for domestic hot water according to D.M. n. 174 dated 06.04.04.

## HEAT EXCHANGER

1 stainless steel 316L fixed heat exchanger

## INSULATION

- HARD: High thermal insulation with ecological polyurethane hard foam.  
- SOFT: NOFIRE® polyester fleece 100% made of recyclable material, with high thermal insulation. Fire resistance class B-s2d0 according to EN 13501.

Grey PVC external lining complete with top and flange cover

## CATHODE PROTECTION

Magnesium anode.

## DRAIN

External confluence through drain connection.

## GASKET- FLANGE PLATE

Silicone gaskets suitable for alimentary use; Stainless steel exchanger head.

## WARRANTY

5 years - See general sales conditions and warranty

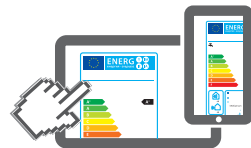
## ACCESSORIES AND SPARE PARTS

See Accessories section for the entire list.

EXCHANGER  
316 L  
STAINLESS  
STEEL

STOCK  
AVAILABILITY  
grey

HARD FOAM INSULATION



[www.cordivari.com/erp](http://www.cordivari.com/erp)

On line ErP label tool

SOFT FLEECE INSULATION



## BOLLY® 1 ST XB

Model	HARD FOAM insulation Art. Nr.	HEAT EXCHANGER SURFACE INOX 316L [m <sup>2</sup> ]	ENERGY EFFICIENCY CLASS ErP
150	3105052010251	0,6	B
200	3105052010252	1	B
300	3105052010253	1,5	B
400	3105052010254	1,8	C
500	3105052010255	2,1	C

## BOLLY® 1 ST XC

Model	DISMOUNTABLE SOFT FLEECE insulation Art. Nr.	HEAT EXCHANGER SURFACE INOX 316L [m <sup>2</sup> ]	ENERGY EFFICIENCY CLASS ErP
800	3103052010276	2,7	C
1000	3103052010277	3,4	C
1300	3103052010278	3,7	C
1500	3103052010279	3,7	C
2000	3103052010280	4,1	C

## ELECTRICAL IMMERSION HEATERS

Mod.	Volume of water heated by the electrical immersion [lt]	MONOPHASE			THREEPHASE				
		1,5 kW	2 kW	3 kW	4 kW	5 kW	6 kW	9 kW	12 kW
		52400000000051	52400000000052	52400000000053	52400000000047	52400000000048	52400000000049	52400000000050	52400000000031
		Ignition time from 10 °C to 45 °C with immersion heaters [min]							
150	42	76	57	38	//	//	//	//	//
200	72	128	96	64	//	//	//	//	//
300	113	202	152	101	//	//	//	//	//
400	167	299	225	150	//	//	//	//	//
500	184	329	247	165	//	//	//	//	//
800	313	560	420	280	//	//	//	//	//
1000	383	686	514	343	257	206	171	114	86
1300	500	896	672	448	336	269	224	149	112
1500	557	998	749	499	374	299	250	166	125
2000	835	1495	1121	747	560	448	374	249	187

Accessories on request

## "Easy Control" Electronic Display

ART. NR.	FOR MODELS
5005000310002	XC
5005000310003	XB



## Thermometer

Art. Nr.
5032240000107
5 units box



# BOLLY® 1 ST INOX

316 L STAINLESS STEEL DOMESTIC HOT WATER CALORIFIER WITH 1 FIXED HEAT EXCHANGER

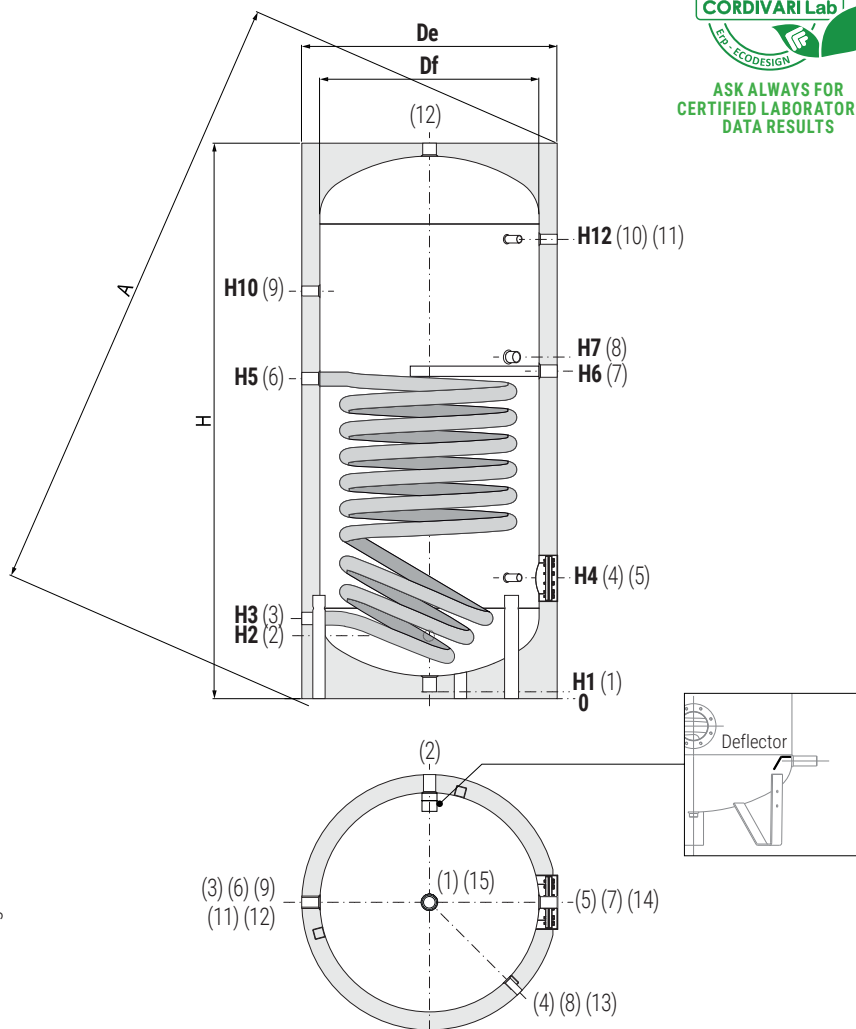
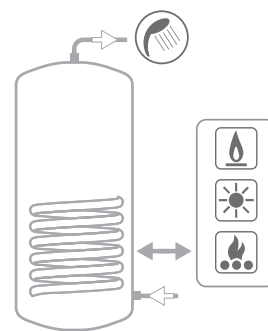
STORAGE		HEAT EXCHANGER	
Pmax	Tmax	Pmax	Tmax
6 bar	95 °C	12 bar	110 °C



**CORDIVARI® Lab**  
TÜV Rheinland Energie und Umwelt GmbH states that test procedures and Cordivari LAB are certified conforming to European standard EN 15332, as indicated by Ecodesign ErP Directive.



ASK ALWAYS FOR  
CERTIFIED LABORATORIES  
DATA RESULTS



- 1 Drain
- 2 Domestic cold water circuit inlet
- 3 Primary circuit outlet
- 4 Connection for instrumentation 1/2" Gas F
- 5 Blind flange for inspection Ø 120 mm  
For models >1000 connection Ø 160 mm
- 6 Primary circuit inlet
- 7 Connection for magnesium anode 1" 1/4 Gas F
- 8 Connection for electrical immersion 1" 1/2 Gas F  
For models >500 connection 2" Gas F
- 9 Recirculation
- 10 Connection for instrumentation 1/2" Gas F
- 11 Connection for 2<sup>nd</sup> anode 1" 1/4 Gas F  
(only for models da 800 a 2000)
- 12 Domestic hot water outlet

## HARD FOAM INSULATION (XB)

Model	Volume	Df	De	H	A	H1	H2	H3	H4	H5	H6	H7	H10	H12	1	2	3-6	9	12
	[lt]	[mm]													Connections Gas F				
<b>150</b>	149	400	500	1426	1511	71	199	276	316	766	816	886	1066	1186	1/2"	3/4"	1"	3/4"	1"
<b>200</b>	191	450	550	1446	1547	71	209	296	326	822	866	926	1100	1206	1/2"	3/4"	1"	3/4"	1"
<b>300</b>	293	550	650	1501	1636	76	236	326	386	847	886	946	1116	1236	1/2"	1"	1"	1"	1"
<b>400</b>	425	600	700	1776	1909	71	246	346	395	998	1026	1086	1331	1486	1/2"	1"	1"	1"	1"
<b>500</b>	503	650	750	1796	1946	71	256	356	411	1046	1086	1154	1341	1496	1/2"	1"	1"	1"	1"

## SOFT FLEECE INSULATION (XC)

Model	Volume	Df	De	H	A	H1	H2	H3	H4	H5	H6	H7	H10	H12	1	2	3-6	9	12
	[lt]	[mm]													Connections Gas F				
<b>800</b>	759	790	1010	1943	1968	114	323	423	478	998	1043	1113	1331	1533	3/4"	1"	1" 1/4	1"	1" 1/4
<b>1000</b>	902	800	1020	2192	2231	112	317	422	487	1266	1292	1347	1567	1802	3/4"	1"	1" 1/4	1"	1" 1/4
<b>1300</b>	1272	950	1210	2213	2269	118	313	438	483	1213	1248	1318	1578	1798	1"	1" 1/4	1" 1/4	2"	2"
<b>1500</b>	1398	1000	1260	2197	2260	93	327	452	497	1227	1242	1302	1542	1762	1"	2"	1" 1/4	2"	2"
<b>2000</b>	2018	1250	1510	2070	2204	85	350	475	520	1035	1065	1160	1390	1575	1"	2"	1" 1/4	2"	2"