



# ALICE 18 TANDEM VERTICAL

page 194



Radiators, connectors and ceiling-mounted radiant panels, hot water heating, fan assisted and mixed

EUROPEAN WARRANTY

## MATERIAL:

- Horizontal collectors in painted mild steel ø 38 mm.
- Double vertical heating elements in painted mild steel ø 18 mm.

## FIXING KIT:

Brackets, airvent, hexagonal tool, plugs and screws for mounting suitable for use on compact or hollow brick walls, user notice.

## PACKAGING:

Carton angular and profiles protected by a recyclable film in polyethylene. User notice included.

## PAINTING PROCESS:

Painted with ecological epoxy powders. (Certificate DIN 55900-1,-2)

## COLOURS:

Radiator and accessories: standard white colour RAL

9010-R01.

For other colours see Colour chart chapter.

## ACCESSORIES

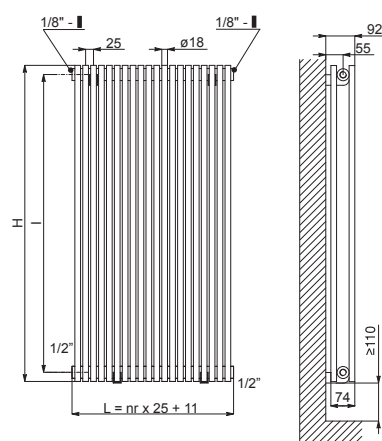
See Accessories chapter

P. Max: 8 bar	Functioning: hot water	T. Max: 110° C	Connections: 2 x 1/2" gas - n° 1 da 1/8" gas for airvent
---------------	------------------------	----------------	--

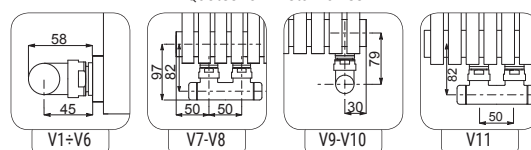
Height H [mm]	500	558	600	658	800	858	958	1000	1200
Therm. output per el. $\Delta t = 50^{\circ}\text{C}$ [Watt]	30,4	33,4	35,5	38,4	45,4	48,2	52,9	54,9	64,0
Dry Weight per section [kg]	0,553	0,610	0,652	0,709	0,851	0,908	1,008	1,050	1,249
Element Water content [lt]	0,241	0,263	0,279	0,301	0,356	0,378	0,416	0,432	0,508
Element surface [m <sup>2</sup> ]	0,063	0,069	0,074	0,080	0,096	0,103	0,114	0,119	0,142
Exp. n	1,34280	1,3425	1,3420	1,3421	1,3420	1,3412	1,3408	1,3410	1,3400
Pipe Centres I [mm] (V3-V4 only)	442	500	542	600	742	800	900	942	1142

For output at different  $\Delta t$  than  $50^{\circ}\text{C}$ , please refer to the following formula:  
desired output = output at  $\Delta t 50^{\circ}\text{C} \times (\text{desired } \Delta t / 50)^n$

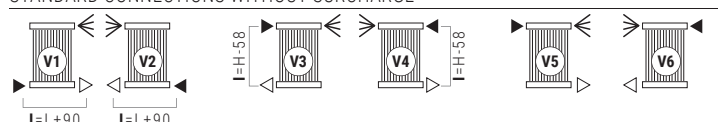
Height H [mm]	1400	1600	1800	1900	2000	2100	2200	2300	2500
Therm. output per el. $\Delta t = 50^{\circ}\text{C}$ [Watt]	72,9	81,6	90,1	94,8	98,3	102,0	105	110,0	118,0
Dry Weight per section [kg]	1,448	1,647	1,846	1,945	2,045	2,095	2,244	2,344	2,543
Element Water content [lt]	0,585	0,661	0,738	0,776	0,814	0,833	0,891	0,929	1,005
Element surface [m <sup>2</sup> ]	0,164	0,187	0,210	0,221	0,232	0,238	0,255	0,266	0,289
Exp. n	1,3390	1,3380	1,3370	1,3370	1,3360	1,3357	1,3350	1,3350	1,3340
Pipe Centres I [mm] (V3-V4 only)	1342	1542	1742	1842	1942	2042	2142	2242	2442



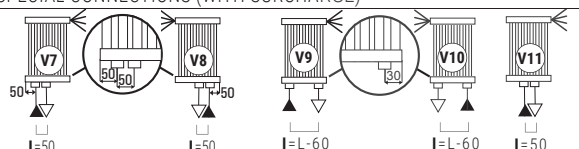
Quotes for Kristal valves



## STANDARD CONNECTIONS WITHOUT SURCHARGE



## SPECIAL CONNECTIONS (WITH SURCHARGE)



Legenda=

► In    ▢ Out    ◀ Airvent    H Height    I Pipe Centres    L WIDTH    □ Sleeve

Always specify the kind of connection needed when ordering.  
Bidirectional pipe connection not available

## HOW TO ORDER THE RADIATOR ALICE 18 TANDEM VERTICAL

ARTICLE NR. STRUCTURE	Radiator model	Elements nr.	Height in cm	Article code of the connection	Article code of the colour	Constant value
AAAA	BB	CCC	DDD	EEE	A	
EXAMPLE	Radiator model E.g.: Alice 18 tandem vertical	Numero elements E.g.: 24 elements	Height in cm Example: 800 mm	Article code of the connection Example: connection V8	Article code of the colour Example: S16 - Canary	Constant value
	AT18	24	080	V08	S16	A

## EXAMPLE OF ARTICLE CODE CREATION

In the case of a radiator:

**AT18** ALICE 18 TANDEM VERTICAL

**24** 24 elements (see the table shown on the side)

**080** Height 800 mm (see the table shown on the side)

**V08** connection V08

**S16** colour S16- Canary

**A** (Constant value)

The article code will be:

**AT18 24 080 V08 S16 A**

## ACCESSORIES

If ordered separately from the radiator, the accessories are available in standard white only.

<p><b>Kristal valve square</b> With thermostatic option White R01 - ral 9010</p> <p>Copper conn. Ø 12/14/15 Art. nr. 5991990311161</p> <p>Multilayer conn. Ø 16 Art. nr. 5991990311160</p>	<p><b>Kristal valve square</b> Pipe centres 50 mm left white R01 - ral 90101</p> <p>Copper conn. Ø 12/14/15 Art. nr. 5991990311186</p> <p>Multilayer conn. Ø 16 Art. nr. 5991990311185</p>	<p><b>White thermostatic head</b></p> <p>(Kit 2 pieces) Art. nr. 5035270710016</p>
--	--	--

# ALICE 18 TANDEM VERTICAL

All intermediate sizes are available for widths from 5 to 40 elements and heights from 500 to 2500 mm

Height H [mm]		500	558	600	658	800	858	958	1000	1200
WIDTH L [mm]	N° El.	Watt $\Delta t=50^{\circ}\text{C}$	Watt $\Delta t=50^{\circ}\text{C}$	Watt $\Delta t=50^{\circ}\text{C}$	Watt $\Delta t=50^{\circ}\text{C}$	Watt $\Delta t=50^{\circ}\text{C}$	Watt $\Delta t=50^{\circ}\text{C}$	Watt $\Delta t=50^{\circ}\text{C}$	Watt $\Delta t=50^{\circ}\text{C}$	Watt $\Delta t=50^{\circ}\text{C}$
136	5	152	167	178	192	227	241	265	275	320
161	6	182	200	213	230	272	289	317	329	384
186	7	213	234	249	269	318	337	370	384	448
211	8	243	267	284	307	363	386	423	439	512
236	9	274	301	320	346	409	434	476	494	576
261	10	304	334	355	384	454	482	529	549	640
286	11	334	367	391	422	499	530	582	604	704
311	12	365	401	426	461	545	578	635	659	768
336	13	395	434	462	499	590	627	688	714	832
361	14	426	468	497	538	636	675	741	769	896
386	15	456	501	533	576	681	723	794	824	960
411	16	486	534	568	614	726	771	846	878	1024
436	17	517	568	604	653	772	819	899	933	1088
461	18	547	601	639	691	817	868	952	988	1152
486	19	578	635	675	730	863	916	1005	1043	1216
511	20	608	668	710	768	908	964	1058	1098	1280
536	21	638	701	746	806	953	1012	1111	1153	1344
561	22	669	735	781	845	999	1060	1164	1208	1408
586	23	699	768	817	883	1044	1109	1217	1263	1472
611	24	730	802	852	922	1090	1157	1270	1318	1536
636	25	760	835	888	960	1135	1205	1323	1373	1600
661	26	790	868	923	998	1180	1253	1375	1427	1664
686	27	821	902	959	1037	1226	1301	1428	1482	1728
711	28	851	935	994	1075	1271	1350	1481	1537	1792
736	29	882	969	1030	1114	1317	1398	1534	1592	1856
761	30	912	1002	1065	1152	1362	1446	1587	1647	1920
786	31	942	1035	1101	1190	1407	1494	1640	1702	1984
811	32	973	1069	1136	1229	1453	1542	1693	1757	2048
836	33	1003	1102	1172	1267	1498	1591	1746	1812	2112
861	34	1034	1136	1207	1306	1544	1639	1799	1867	2176
886	35	1064	1169	1243	1344	1589	1687	1852	1922	2240
911	36	1094	1202	1278	1382	1634	1735	1904	1976	2304
936	37	1125	1236	1314	1421	1680	1783	1957	2031	2368
961	38	1155	1269	1349	1459	1725	1832	2010	2086	2432
986	39	1186	1303	1385	1498	1771	1880	2063	2141	2496
1011	40	1216	1336	1420	1536	1816	1928	2116	2196	2560



Replacement heights are marked in grey colour

Height H [mm]		1400	1600	1800	1900	2000	2100	2200	2300	2500
WIDTH L [mm]	N° El.	Watt $\Delta t=50^{\circ}\text{C}$	Watt $\Delta t=50^{\circ}\text{C}$	Watt $\Delta t=50^{\circ}\text{C}$	Watt $\Delta t=50^{\circ}\text{C}$	Watt $\Delta t=50^{\circ}\text{C}$	Watt $\Delta t=50^{\circ}\text{C}$	Watt $\Delta t=50^{\circ}\text{C}$	Watt $\Delta t=50^{\circ}\text{C}$	Watt $\Delta t=50^{\circ}\text{C}$
136	5	365	408	451	474	492	510	525	550	590
161	6	437	490	541	569	590	612	630	660	708
186	7	510	571	631	664	688	714	735	770	826
211	8	583	653	721	758	786	816	840	880	944
236	9	656	734	811	853	885	918	945	990	1062
261	10	729	816	901	948	983	1020	1050	1100	1180
286	11	802	898	991	1043	1081	1122	1155	1210	1298
311	12	875	979	1081	1138	1180	1224	1260	1320	1416
336	13	948	1061	1171	1232	1278	1326	1365	1430	1534
361	14	1021	1142	1261	1327	1376	1428	1470	1540	1652
386	15	1094	1224	1352	1422	1475	1530	1575	1650	1770
411	16	1166	1306	1442	1517	1573	1632	1680	1760	1888
436	17	1239	1387	1532	1612	1671	1734	1785	1870	2006
461	18	1312	1469	1622	1706	1769	1836	1890	1980	2124
486	19	1385	1550	1712	1801	1868	1938	1995	2090	2242
511	20	1458	1632	1802	1896	1966	2040	2100	2200	2360
536	21	1531	1714	1892	1991	2064	2142	2205	2310	2478
561	22	1604	1795	1982	2086	2163	2244	2310	2420	2596
586	23	1677	1877	2072	2180	2261	2346	2415	2530	2714
611	24	1750	1958	2162	2275	2359	2448	2520	2640	2832
636	25	1823	2040	2253	2370	2458	2550	2625	2750	2950
661	26	1895	2122	2343	2465	2556	2652	2730	2860	3068
686	27	1968	2203	2433	2560	2654	2754	2835	2970	3186
711	28	2041	2285	2523	2654	2752	2856	2940	3080	3304
736	29	2114	2366	2613	2749	2851	2958	3045	3190	3422
761	30	2187	2448	2703	2844	2949	3060	3150	3300	3540
786	31	2260	2530	2793	2939	3047	3162	3255	3410	3658
811	32	2333	2611	2883	3034	3146	3264	3360	3520	3776
836	33	2406	2693	2973	3128	3244	3366	3465	3630	3894
861	34	2479	2774	3063	3223	3342	3468	3570	3740	4012
886	35	2552	2856	3154	3318	3441	3570	3675	3850	4130
911	36	2624	2938	3244	3413	3539	3672	3780	3960	4248
936	37	2697	3019	3334	3508	3637	3774	3885	4070	4366
961	38	2770	3101	3424	3602	3735	3876	3990	4180	4484
986	39	2843	3182	3514	3697	3834	3978	4095	4290	4602
1011	40	2916	3264	3604	3792	3932	4080	4200	4400	4720