

# ROSY MAX



EUROPEAN  
WARRANTY

## MATERIAL:

- Horizontal collectors in painted mild steel ø 38 mm.
- Double vertical heating elements in painted mild steel 50 x 10 mm.

## FIXING KIT:

Brackets, airvent, hexagonal tool, plugs and screws for mounting suitable for use on compact or hollow brick walls, user notice.

## PACKAGING:

Carton angular and profiles protected by a recyclable film in polyethylene. User notice included.

## PAINTING PROCESS:

Painted with ecological epoxy powders. (Certificate DIN 55900-1,-2)

## COLOURS:

Radiator and accessories: standard white colour RAL

9010-R01.

For other colours see Colour chart chapter.

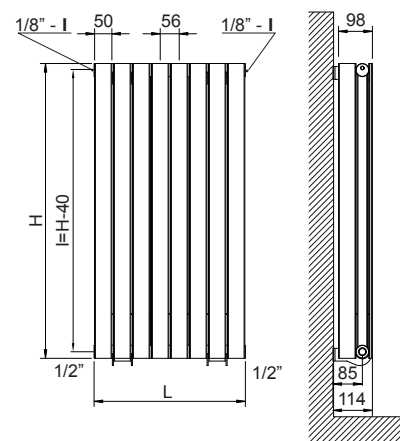
## ACCESSORIES

See Accessories chapter

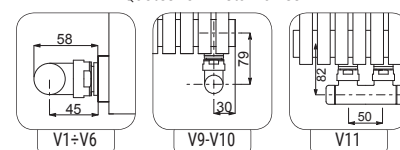
P. Max: 5 bar	Functioning: hot water	T. Max: 110° C	Connections: 2 x 1/2" gas - n° 1 da 1/8" gas for airvent
---------------	------------------------	----------------	--

Height H [mm]	390	540	640	840	940	1800	2000
Therm. output per el. $\Delta t = 50^\circ\text{C}$ [Watt]	69,5	88,7	101,5	130,6	139,9	250	275,6
Dry Weight per section [kg]	1,393	1,882	2,207	2,859	3,185	5,987	6,639
Element Water content [lt]	0,535	0,698	0,806	1,023	1,132	2,065	2,282
Element surface [m <sup>2</sup> ]	0,154	0,208	0,244	0,316	0,352	0,661	0,733
Exp. n	1,2762	1,2754	1,275	1,2746	1,2742	1,3187	1,3167
Pipe Centres I [mm] (V3-V4 only)	350	500	600	800	900	1760	1960

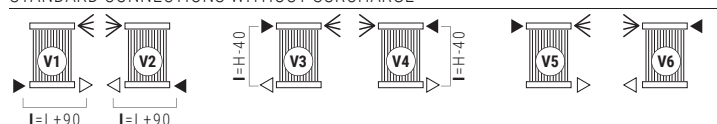
For output at different  $\Delta t$  than  $50^\circ\text{C}$ , please refer to the following formula:  
**desired output = output at  $\Delta t 50^\circ\text{C}$  x (desired  $\Delta t/50$ )<sup>n</sup>**



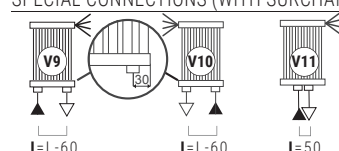
Quotes for Kristal valves



## STANDARD CONNECTIONS WITHOUT SURCHARGE



## SPECIAL CONNECTIONS (WITH SURCHARGE)



Legenda=



H Height

I Pipe Centres

L WIDTH



Always specify the kind of connection needed when ordering.  
 Bidirectional pipe connection not available

## HOW TO ORDER THE RADIATOR ROSY MAX

ARTICLE NR. STRUCTURE	Radiator model	Elements nr.	Height in cm	Article code of the connection	Article code of the colour	Constant value
AAAA	BB	CCC	DDD	EEE	A	
EXAMPLE	RX50 E.g.: Rosy MAX	12 E.g.: 12 elements	180 Example: 1800 mm	V01 Example: connection V1	R01 Example: R01 - White	A

## EXAMPLE OF ARTICLE CODE CREATION

In the case of a radiator:

**RX50** ROSY MAX

**12** 12 elements (see the table shown on the side)

**180** Height 1800 mm (see the table shown on the side)

**V01** connection V1

**R01** colour R01-White

**A** (Constant value)

The article code will be:

**RX50 12 180 V01 R01 A**

## ACCESSORIES

If ordered separately from the radiator, the accessories are available in standard white only.

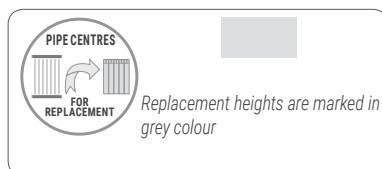
<p><b>Kristal valve square With thermostatic option White R01 - ral 9010</b></p> <p>Copper conn. Ø 12/14/15 Art. nr. 5991990311161</p>	<p><b>Kristal valve square Pipe centres 50 mm left white R01 - ral 90101</b></p> <p>Copper conn. Ø 12/14/15 Art. nr. 5991990311186</p> <p>Multilayer conn. Ø 16 Art. nr. 5991990311185</p>	<p><b>White thermostatic head</b></p> <p>(Kit 2 pieces) Art. nr. 5035270710016</p>
--	--	--

# ROSY MAX

Height H [mm]		390	540	640	840	940	1800	2000		
WIDTH L [mm]	N° El.	Watt Δt=50°C	Watt Δt=50°C	Watt Δt=50°C	Watt Δt=50°C	Watt Δt=50°C	Watt Δt=50°C	Watt Δt=50°C		
274	5	347	443	507	653	699	1250	1378		
330	6	417	532	609	784	839	1500	1653		
386	7	486	621	710	914	979	1750	1929		
442	8	556	709	812	1045	1119	2000	2205		
498	9	625	798	913	1175	1259	2250	2480		
554	10	695	887	1015	1306	1399	2500	2756		
610	11	764	975	1116	1437	1539	2750	3031		
666	12	833	1064	1218	1567	1678	3000	3307		
722	13	903	1153	1319	1698	1818	3250	3582		
778	14	972	1241	1420	1828	1958	3500	3858		
834	15	1042	1330	1522	1959	2098	HEIGHTS 1800 AND 2000 INCLUDES LATERAL CARTER			
890	16	1111	1419	1623	2090	2238				
946	17	1181	1507	1725	2220	2378				
1002	18	1250	1596	1826	2351	2518				
1058	19	1320	1684	1928	2481	2657				
1114	20	1389	1773	2029	2612	2797				
1170	21	1459	1862	2131	2743	2937				
1226	22	1528	1950	2232	2873	3077				
1282	23	1597	2039	2334	3004	3217				
1338	24	1667	2128	2435	3134	3357				
1394	25	1736	2216	2536						
1450	26	1806	2305	2638						
1506	27	1875	2394	2739						
1562	28	1945	2482	2841						
1618	29	2014	2571	2942						
1674	30	2084	2660	3044						
1730	31	2153	2748	3145						
1786	32	2222	2837	3247						



HEIGHTS 1800 AND 2000 INCLUDES  
LATERAL CARTER



ARDESIA®

TOWEL RAILS

ELECTRIC RADIATORS  
AND FAN HEATER

INOX RANGE

LIVING  
DESIGN RADIATORS

VENTILATED  
RADIATORS

MODELS FOR  
REPLACEMENT

MY WAY®  
SYSTEM

ACCESSORIES  
AND TECHNICAL  
SUPPORT